



Berkley  
NorthPacific  
is a Berkley Company

660 E Watertower Street  
Meridian, ID 83642

13920 SE Eastgate Way, Suite 120  
Bellevue, WA 98005

## Truck Accident Packet

Named Insured: \_\_\_\_\_

Policy Number: \_\_\_\_\_

Make, model & VIN of the tractor/trailer or other vehicle you are driving: \_\_\_\_\_  
\_\_\_\_\_

Is the driver an owner/operator? Yes No  
If No, owner of this vehicle is  
\_\_\_\_\_

Is the tractor and/or trailer under lease? Yes No  
If Yes, from whom  
\_\_\_\_\_

### In Case of an Accident:

#### What to do:

1. If anyone is injured, call a doctor or ambulance.
2. Call police. If possible, do not move vehicles.
3. Place emergency reflectors, flags or flares according to the information in this booklet.
4. Use this booklet to record information about the accident and the people involved.
5. Take applicable, supportive photos, if possible.
6. DO NOT discuss who is responsible for the accident. Talk about the accident only with the police or a Berkley North Pacific adjuster or representative.
7. Report the accident to your agent as soon as possible during normal business hours. In the event this is a serious accident and you cannot contact your agent, or it is after business hours, you can call 1-800-480-2942 to report your claim to our Emergency Claim Service.

### Pre-investigation of Accident

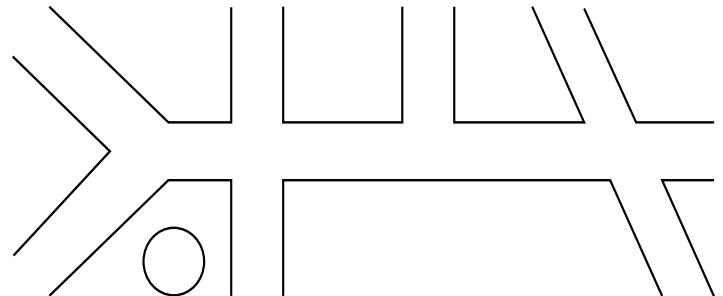
Pre-investigation of Accident with any injuries or property damage of \$5,000 or more. The purpose of this form is to gather the information you will need to complete reports for legal authorities, your employer and your insurance company representative.

Date of Accident \_\_\_\_\_

Time of Accident \_\_\_\_\_

### Describe the Accident

On the map indicate the location and direction of your vehicle and any other vehicles.



Indicate north with arrow in circle

### Accident Details

Include the conditions of the roadway, speed, weather conditions and events leading up to the accident.

\_\_\_\_\_  
\_\_\_\_\_  
\_\_\_\_\_

### Witnesses

Including Name, Address and Phone Number.

\_\_\_\_\_  
\_\_\_\_\_  
\_\_\_\_\_

### Responding Authority

Name and Badge Number of Investigating Officer

\_\_\_\_\_

## Other vehicles involved

### Other Vehicle #1

Driver: \_\_\_\_\_

Phone Number: \_\_\_\_\_

Address: \_\_\_\_\_

Passenger(s) Name and Phone Number  
\_\_\_\_\_  
\_\_\_\_\_

Injuries?: \_\_\_\_\_  
\_\_\_\_\_

Owner: \_\_\_\_\_

Insurance Carrier: \_\_\_\_\_

Policy: \_\_\_\_\_

US DOT# on Tractor: \_\_\_\_\_

US DOT# on Trailer: \_\_\_\_\_

### Other Vehicle #2

Driver: \_\_\_\_\_

Phone Number: \_\_\_\_\_

Address: \_\_\_\_\_

Passenger(s) Name and Phone Number  
\_\_\_\_\_  
\_\_\_\_\_

Injuries?: \_\_\_\_\_  
\_\_\_\_\_

Owner: \_\_\_\_\_

Insurance Carrier: \_\_\_\_\_

Policy: \_\_\_\_\_

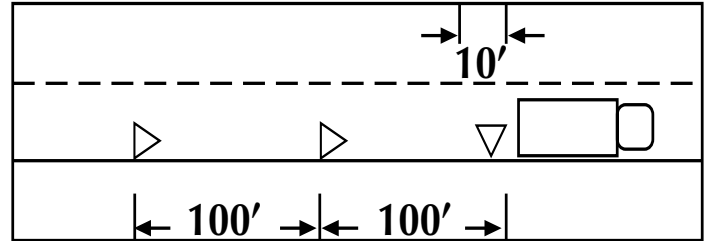
US DOT# on Tractor: \_\_\_\_\_

US DOT# on Trailer: \_\_\_\_\_

## The Proper Placement Of Emergency Warning Devices

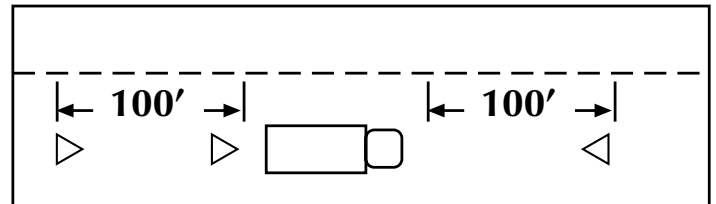
NOTE: When your truck is stopped on the highway or shoulder, immediately turn on your 4-ways. Then start placing your triangles - they must be placed within 10 minutes

### On One-Way Or Divided Highways



- One at 200' from the truck in the direction of approaching traffic. Place it in the center of the lane or shoulder where the truck is stopped.
- One at 100' from the truck, approaching traffic.
- One no more than 10' to the rear of the truck.

### On A Two-Way Highway



- One triangle on the traffic side within 10' of the front or rear of the truck.
- One triangle about 100' from the truck, in the center of the traffic lane (or shoulder), where the truck is stopped.
- One triangle at 100' in the other direction, placed so that oncoming traffic can see it.



800.480.2942 | [www.berkleynpac.com](http://www.berkleynpac.com)